



THE 1

# IMPORTANT NOTICE

Due to the availability of equipment features, functions and services varies between markets, please kindly take note that the equipment features, functions and/or services listed in the below, although having been published in this brochure (or any material published by BMW AG or its dealers worldwide in any format, if any), are not available in Hong Kong.

- Apple CarPlay Preparation
- Automate My Habits
- BMW Drive Recorder
- BMW Connected+
- BMW Laserlight
- Concierge Service
- Connected Command
- Connected Music
- Digital Key
- Driving Assistant Plus/ Professional
- In-Car Experiences
- Parking Place Assist
- Predictive Preconditioning
- Real Time Traffic Information
- Remote Services
- Remote Software Upgrade
- Weather Guard




# THE BMW 1 SERIES.



**18** Highlights



**20** Worlds of colour




**24** Wheels and tyres / BMW M Performance Parts



ALL BMW MODELS  
IN ONE APP.

DOWNLOAD THE **BMW Products** APP NOW AND  
DISCOVER THE PLEASURE OF DRIVING.



**26** Technical data





EYE CANDY TO GO.





TURN YOUR BACK ON BORING.



LOOK, BUT PLEASE TOUCH.







YOU MIGHT WANT TO SIT DOWN FOR THIS.







CONNECTIONS  
ARE  
EVERYTHING.





TAKE THE LONG  
WAY HOME – THEY'LL  
UNDERSTAND.  
THE BMW 1 SERIES.





# HIGHLIGHTS.

Discover even more with the new BMW Brochures app. Available now, for your smartphone and tablet.

■ Standard equipment □ Optional equipment



□ The M Sport package gives the vehicle an even sportier touch. In addition to an appearance sharpened by many details in the exterior and interior, the M sports package guarantees an increase in driving pleasure. The M Sport suspension and the M Aerodynamics package for example noticeably optimise the driving dynamics.



□ The M sports seats\* with integrated headrests, deep sitting surface and high side and backrest bolsters offer the driver and front passenger improved support, even in fast turns. In addition, the seat can be adjusted to your individual body size thanks to the integrated backrest width adjustment.



■ Its striking appearance and technical details make the BMW 128ti a particularly sporty representative of the model range. Matching its striking model-specific design elements, its petrol engine with BMW TwinPower Turbo technology and the differential lock on the front axle ensure driving dynamics of the highest standard.



□ When open, the Panorama glass roof provides a great deal of fresh air. Closed, it creates a bright, light-flooded atmosphere in the interior. It opens and closes completely automatically at the push of a button or with the vehicle key and is equipped with slide and lift functions, a roller sunblind and wind deflector.



□ The BMW Live Cockpit Professional with navigation function includes two high-quality displays consisting of a high-resolution 10.25" Control Display that can be operated by touch and a fully digital 10.25" instrument display. The BMW Operating System 7 can also be operated via the iDrive Touch Controller.



□ Interior trim finishers 'Illuminated Boston' with 'Mesh' accent on the instrument panel and door panel.\*



□ The M Sport suspension is set approximately 10 mm lower and features more athletic settings.




□ Adaptive LED headlights with low-beam and high-beam headlights include LED turn indicators and Adaptive headlights.



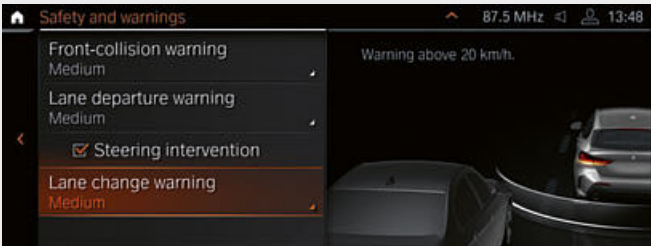
□ Complementary to the iDrive Touch Controller, BMW Gesture Control\* allows for specified functions to be controlled with gestures.



□ The large, full-colour BMW Head-Up Display<sup>1</sup>\* projects information relevant to the journey directly into the driver's field of vision.



□ Wouldn't it be incredible if your BMW was also your personal vehicle expert? Communicate with your vehicle using the BMW Intelligent Personal Assistant\*. Say natural commands to operate numerous vehicle functions. It can also explain topics about your vehicle and helps you to get to know your BMW even better.



□ The safety package Driving Assistant<sup>2</sup>\* includes the camera-based systems front collision warning with braking function, Speed Limit Assist incl. Speed Limit Info with No-overtaking indicator with preview and Lane Departure Warning. Additionally, the radar-based equipment includes Crossing traffic warning rear, Lane Change Warning and Rear collision warning.



□ The Reversing Assistant\* stores the last 50 m of the driven path in forward travel up to 35 km/h, so that it can be retracted if required. You are relieved of the steering work and can concentrate on monitoring the vehicle environment.

<sup>1</sup> The information in the BMW Head-Up Display is not fully visible when viewed through polarised sunglasses. Content shown will depend on the equipment options chosen. Further optional equipment is required to display specific items.

<sup>2</sup> Function may be limited in darkness, fog or bright glare.

\*The availability of some equipment features and functions depends on engine variants or additional options. The market and production availability may vary. You can find detailed information about terms, standard and optional equipment at [www.bmw.com](http://www.bmw.com) or at your BMW Partner.

Some ConnectedDrive Services may differ between countries. Please consult your local BMW partner for more information.



# EXTERIOR COLOURS.

Discover even more with the new BMW Brochures app. Available now, for your smartphone and tablet.

■ Standard equipment    □ Optional equipment



□ Non-metallic 300 Alpine White<sup>1</sup>



■ Non-metallic 668 Black<sup>2</sup>



□ Metallic A96 Mineral White<sup>2</sup>



□ Metallic C1X Sunset Orange<sup>2</sup>



□ Metallic A83 Glacier Silver<sup>2</sup>



□ Metallic B39 Mineral Grey<sup>3</sup>



□ Metallic 475 Black Sapphire<sup>3</sup>

## M SPORT PACKAGE




□ Metallic C1D M Misano Blue<sup>4</sup>

## BMW INDIVIDUAL




□ Metallic C1G Snapper Rocks Blue<sup>2,\*</sup>




□ Metallic C1M Phytionic Blue<sup>2</sup>



□ Metallic A75 Melbourne Red<sup>3</sup>



□ BMW Individual C3N Storm Bay metallic<sup>3</sup>



□ BMW Individual special paintwork Frozen Pure Grey metallic<sup>5,\*</sup>

**[ BMW Individual paintwork ]**  
Further BMW Individual customer colour requests are available on enquiry. Please discuss your preferred colour choices with your BMW partner or in your dealership.

**[Colour samples]** These colour samples are intended as an initial guide to the colours and materials available for your BMW. However, experience has shown that printed versions of paint, upholstery and interior trim colours cannot in all cases faithfully reproduce the appearance of the original colour. Please discuss your preferred colour choices with your BMW partner or in your dealership. There you can also see original samples and be assisted with special requests.

\*The availability of some equipment features and functions depends on engine variants or additional options. The market and production availability may vary. You can find detailed information about terms, standard and optional equipment at [www.bmw.com](http://www.bmw.com) or at your BMW Partner.

<sup>1</sup> Available as standard with the M Sport package and M135i xDrive.  
<sup>2</sup> Not available with the M Sport package and M135i xDrive.  
<sup>3</sup> Optionally also available with the M Sport package and M135i xDrive.  
<sup>4</sup> Exclusively available with the M Sport package and M135i xDrive.  
<sup>5</sup> Expected to be available from 11/21.



# INTERIOR COLOURS.

Discover even more with the new BMW Brochures app. Available now, for your smartphone and tablet.

■ Standard equipment □ Optional equipment

## CLOTH

Available with



■ Base

Cloth 'Grid'  
EGAT Anthracite\*




■ M Sport package

Cloth 'Trigon' HLSW  
Alcantara Black,  
Blue highlight\*

## CLOTH-SENSATEC COMBINATION

Available with




■ M Sport package

Cloth 'Trigon'  
KKSW Sensatec  
Black\*



□ Base  
■ Sport Line

Cloth/Sensatec  
combination  
KFL1 Anthracite,  
accent Grey\*



■ Sport Line

Cloth/Sensatec  
combination  
KFIX Anthracite,  
accent Orange



Cloth/Sensatec  
combination KFL3  
Black, accent Red<sup>1</sup>\*

## LEATHER

Available with




□ Base  
■ Luxury Line  
□ Sport Line  
□ M Sport package

Leather 'Dakota'  
PDSW with  
perforations Black



□ M Sport package

Leather 'Dakota'  
PDN4 with  
perforations Black,  
Blue highlight



□ Base  
■ Luxury Line  
□ Sport Line  
□ M Sport package

Leather Dakota  
PDFM with  
perforations  
Magma Red,  
Grey highlight\*




□ Base  
■ Luxury Line  
□ Sport Line  
□ M Sport package

Leather 'Dakota'  
PDMY with  
perforations Mocha\*


## INTERIOR TRIM FINISHERS

Available with




■ Base

Interior trim finishers  
Quartz Silver matt,  
grained.\*



■ Luxury Line  
■ Sport Line  
■ M Sport package

Interior trim finishers  
'Illuminated Boston'  
with 'Mesh' accent  
on the instrument  
panel and door  
panel.




□ Base  
■ Luxury Line  
■ Sport Line  
■ M Sport package

Interior trim finishers  
'Illuminated Berlin'  
with 'High Matt'  
accent on the  
instrument panel  
and door panel.



□ Base  
■ Luxury Line  
■ Sport Line  
■ M Sport package

Interior trim finishers  
'Illuminated Nice'  
with 'Hexanja'  
accent on the  
instrument panel  
and door panel.



□ Base  
■ Luxury Line  
■ Sport Line  
■ M Sport package

Interior trim finishers  
'Illuminated  
Brooklyn' with  
'Triangle' accent on  
the instrument panel  
and door panel.

## M HEADLINER

Available with



□ Base  
□ Luxury Line  
□ Sport Line  
■ M Sport package

M anthracite  
headliner: Headliner  
and body pillar trim  
panels feature  
Anthracite cloth.

<sup>1</sup> Exclusively available for 128ti.  
Please note that even normal long- or short-term use can lead to unrecoverable

upholstery damage. This can be caused in particular by non-colourfast clothing.  
Please note that the interior colour depends on the selected upholstery colour.

\*The availability of some equipment features and functions depends on engine variants or additional options. The market and production availability may vary. You can find detailed

information about terms, standard and optional equipment at [www.bmw.com](http://www.bmw.com) or at your BMW Partner.



# WHEELS AND TYRES.

Discover even more with the new BMW Brochures app. Available now, for your smartphone and tablet.



□ 17" light alloy wheels  
Multi-spoke style 546 Reflex  
Silver metallic, gloss-lathed,  
wheel size 7.5J x 17 with  
225/45 R17 tyres.\*



□ 17" light alloy wheels  
Multi-spoke style 547 Ferric  
Grey metallic, gloss-lathed,  
wheel size 7.5J x 17 with  
225/45 R17 tyres.¹



□ 17" light alloy wheels  
Double-spoke style 548 Bicolour  
Orbit Grey metallic, gloss-lathed,  
7.5J x 17 with 225/45 R17 tyres.



□ 17" light alloy wheels  
Double-spoke style 549 Orbit  
Grey metallic, gloss-lathed,  
7.5J x 17 with 225/45 R17  
tyres.²



□ 17" M light alloy wheels  
Double-spoke style 550 M  
Bicolour Ferric Grey metallic,  
gloss-lathed, wheel size  
7.5J x 17 with 225/45 R17  
tyres.³



□ 18" light alloy wheels  
Multi-spoke style 488 Bicolour  
Orbit Grey metallic, gloss-lathed,  
wheel size 8J x 18 with 225/40  
R18 tyres.\*



□ 18" M light alloy wheels  
V-spoke style 554 M Orbit  
Grey metallic, 8J x 18 with  
225/40 R18 tyres.⁵



■ 18" M light alloy wheels  
Double-spoke style 556 M  
Bicolour Cerium Grey matt,  
gloss-lathed, wheel size  
8J x 18 with 225/40 R18 tyres.⁴



□ 18" M light alloy wheels  
Double-spoke style 819 M  
Bicolour Orbit Grey metallic,  
gloss-lathed, wheel size  
8J x 18 with 225/40 R18 tyres.³



□ 18" M light alloy wheels  
Y-spoke style 553 M Bicolour  
Orbit Grey metallic with  
performance tyres, gloss-lathed,  
wheel size 8J x 18 with  
225/40 R18 tyres.⁶\*



□ 19" M light alloy wheels  
Double-spoke style 552 M  
Bicolour Jet Black, gloss-lathed,  
wheel size 8J x 19 with  
235/35 R19 tyres.⁵\*



□ 19" M light alloy wheels  
V-spoke style 557 M Bicolour  
Cerium Grey metallic, wheel  
size 8J x 19 with 235/35 R19  
tyres.⁴

¹ Only available in conjunction with Luxury Line.

² Only available in conjunction with Sport Line.

³ Only available in conjunction with M Sport package.

⁴ Exclusively available for M135i xDrive.

⁵ Only available in conjunction with M Sport package and M135i xDrive.

⁶ Exclusively available for 128ti.

\*The availability of some equipment features and functions depends on engine variants or additional options. The market and production availability may vary. You can find detailed information about terms, standard and optional equipment at [www.bmw.com](http://www.bmw.com) or at your BMW Partner.

# BMW M PERFORMANCE PARTS.

Equipment 24 | 25

■ Standard equipment □ Optional equipment ○ Accessories



## M PERFORMANCE PARTS



○ Moving design. The M Performance roof spoiler is made of PUR in Black high-gloss, an elegantly athletic accent for the rear of the vehicle. At the same time, it contributes to optimised aerodynamics. The spoiler is perfectly tailored to the vehicle design and can be painted in the body colour.



○ The striking exterior mirror cap in a new, unique carbon-fibre look underlines the vehicle's high-tech character, adding an individual athletic touch.



○ Gripping facts: The steering wheel with Alcantara-lined grip area provides excellent feel and grip for a sportier steering feel.



○ For a shiny, athletic look: The M Performance front splitter in black high-gloss provides optimum aerodynamics and highlights the vehicle's masculine appearance in a highly exclusive manner. A unique motorsport look for anybody who refuses to compromise.



○ The rear diffuser with new carbon-fibre look creates an even more modern appearance – and makes the vehicle's sporty look even more impressive.



○ Weight-optimised 19" M Performance light alloy wheels Double-spoke style 555 M in Bicolor Jet Black matt, gloss-lathed. TPMS summer complete wheel set.

Discover the wide range of innovative solutions available for the exterior and interior, communication and information, and for transportation and the luggage compartment. Your BMW Partner is on hand to advise you on the whole range

of Original BMW Accessories and the BMW M Performance Parts product portfolio. For further information, please visit [www.bmw.com](http://www.bmw.com)



BMW 1 Series		116i	118i	120i	128ti	M135i xDrive	116d	118d	120d 120d xDrive
Weight									
Unladen weight EU (xDrive) <sup>1</sup>	kg	1395 [1415]	1365 [1395]	[1465]	[1520]	[(1600)]	1450 [1460]	1480 [1505]	[(1525)] [(1590)]
Max. permissible weight (xDrive)	kg	1850 [1870]	1845 [1870]	[1920]	[2000]	[(2085)]	1925 [1940]	1950 [1980]	[2000] [(2065)]
Permitted load (xDrive)	kg	530 [530]	555 [550]	[530]	[555]	[(560)]	550 [555]	545 [550]	[550] [(550)]
Permitted trailer load, unbraked (xDrive) <sup>2</sup>	kg	695 [705]	680 [695]	[730]	–	–	725 [730]	740 [750]	[750] [(750)]
Permitted trailer load, braked, max. 12% gradient/max. 8% gradient (xDrive) <sup>2</sup>	kg	1100/1100 [1100/1100]	1300/1300 [1300/1300]	[1300/1300]	–	–	1300/1300 [1300/1300]	1300/1300 [1300/1300]	[1300/1300] [(1500/1500)]
Luggage capacity	l	380–1200	380–1200	380–1200	380–1200	380–1200	380–1200	380–1200	380–1200

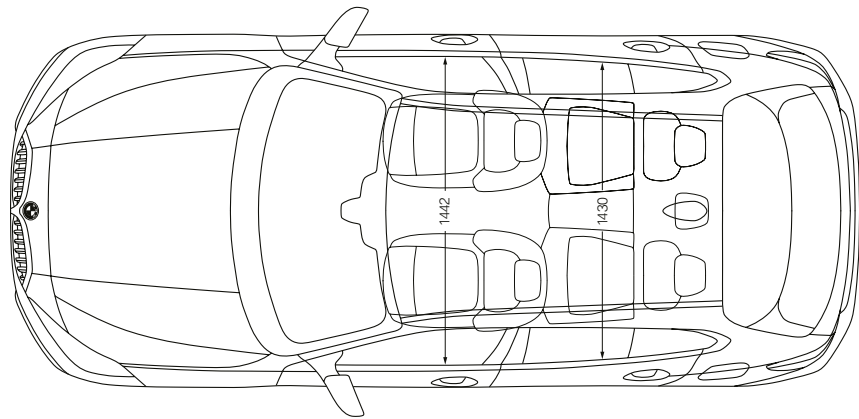
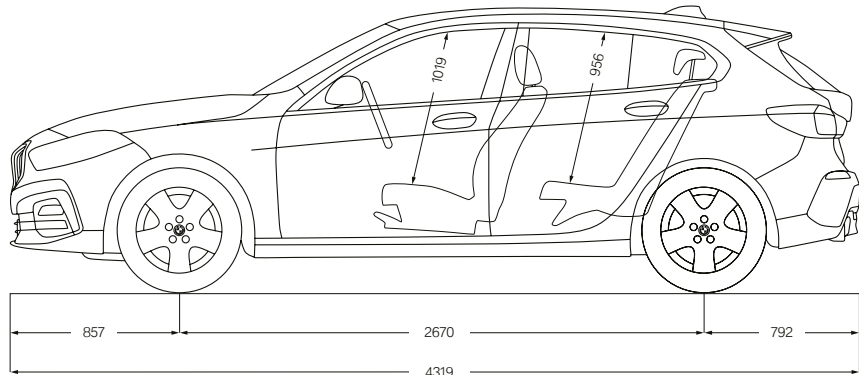
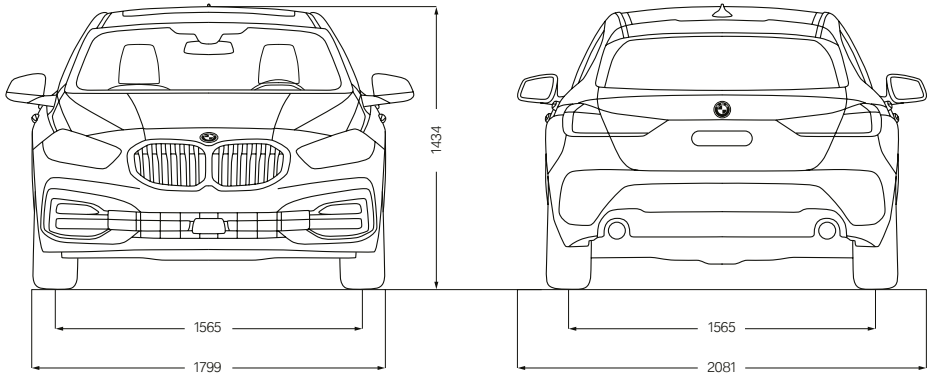
BMW TwinPower Turbo engine <sup>3</sup>									
Cylinders/valves		3/4	3/4	4/4	4/4	4/4	3/4	4/4	4/4
Capacity	cm <sup>3</sup>	1499	1499	1998	1998	1998	1496	1995	1995
Max. output/engine speed	kW (hp)/ rpm	80 (109)/ 4300–6500	100 (136)/ 4500–6500	131 (178) <sup>4</sup> / 5000–5500	195 (265)/ 4750–6500	225 (306)/ 5000–6250	85 (116)/ 4000	110–100 (150–136)/ 4000	140 (190)/ 4000
Max. torque/engine speed	Nm/rpm	190/ 1380–3800	220/ 1500–4100	280/ 1350–4200	400/ 1750–4500	450/ 1800–4500	270/ 1750–2250	350/ 1750–2500	400/ 1750–2500

Power transmission									
Type of drive (xDrive)		Front-wheel	Front-wheel	Front-wheel	Front-wheel	(all-wheel)	Front-wheel	Front-wheel	Front-wheel (all-wheel)
Standard transmission (xDrive)		6-speed manual	6-speed manual	7-speed Steptronic with double clutch	8-speed Steptronic Sport	(8-speed Steptronic Sport)	6-speed manual	6-speed manual	8-speed Steptronic (8-speed Steptronic)

Driving performance									
Top speed (xDrive)	km/h	200 [200]	213 [213]	[235]	[250] <sup>5</sup>	[(250)] <sup>5</sup>	200 [200]	218–211 [216]	[231] [(230)]
Acceleration 0–100 km/h (xDrive)	s	10.6 [10.6]	8.9 [8.8]	[7.0]	[6.1]	[(4.7–4.8)]	10.3 [10.1]	8.5–9.3 [8.4]	[7.3] [(7.0)]

Consumption <sup>3,4</sup> – All engines conform to the EU6 standard									
Low (xDrive)	l/100 km	7.9–8.3 [7.9–8.4]	7.7–8.3 [8.1–8.6]	[9.2]	[9.8–10.2]	[(10.2–10.7)]	5.4–6.2 [5.9–6.3]	5.7–6.1 [6.0–6.7]	[6.4–6.6] [(6.7–7.1)]
Medium (xDrive)	l/100 km	5.7–6.4 [5.6–6.3]	5.6–6.3 [5.5–6.2]	[6.0–6.7]	[6.8–7.3]	[(7.3–7.8)]	4.5–5.2 [4.7–5.1]	4.3–5.0 [4.7–5.3]	[4.9–5.4] [(5.0–5.5)]
High (xDrive)	l/100 km	4.9–5.7 [4.9–5.8]	4.9–5.7 [4.8–5.6]	[5.0–5.7]	[5.8–6.4]	[(6.2–6.7)]	4.1–4.6 [3.9–4.6]	4.1–4.7 [4.3–4.9]	[4.4–5.0] [(4.5–5.1)]
Maximum value (xDrive)	l/100 km	5.5–6.6 [5.9–6.9]	5.7–6.6 [5.6–6.6]	[5.7–6.7]	[6.7–7.4]	[(7.2–7.7)]	4.6–5.3 [4.5–5.4]	4.7–5.5 [4.8–5.6]	[4.9–5.6] [(5.1–5.8)]
Combined (xDrive)	l/100 km	5.7–6.5 [5.8–6.6]	5.7–6.5 [5.7–6.5]	[6.0–6.7]	[6.9–7.5]	[(7.3–7.8)]	4.5–5.2 [4.6–5.2]	4.6–5.2 [4.8–5.5]	[4.9–5.5] [(5.1–5.7)]
Exhaust emission standard (type-certified)		EU6d	EU6d	EU6d	EU6d	EU6d	EU6d	EU6d	EU6d
Combined CO <sub>2</sub> emissions (xDrive)	g/km	129–148 [132–151]	129–147 [129–147]	[137–153]	[157–170]	[(167–178)]	118–136 [119–136]	120–137 [126–143]	[129–144] [(134–149)]
Tank capacity, approx.	l	42	42	50	50	50	42	42	50

Wheels/tyres									
Tyre dimensions		205/55 R16 W	205/55 R16 W	225/45 R17 Y	225/40 R18 Y	225/40 R18 Y	205/55 R16 W	205/55 R16 W	225/45 R17 Y
Wheel size		7J x 16	7J x 16	7.5J x 17	8J x 18	8J x 18	7J x 16	7J x 16	7.5J x 17
Material		Light alloy	Light alloy	Light alloy	Light alloy	Light alloy	Light alloy	Light alloy	Light alloy



The dimensions in the technical drawing are in millimetres and may vary depending on the model and equipment.  
The figures for performance, fuel consumption and CO<sub>2</sub> emissions refer to vehicles with standard transmission. Figures in [ ] are for vehicles with Steptronic transmission.

<sup>1</sup> The EC unladen weight refers to a vehicle with standard equipment and does not include any optional extras. The unladen weight includes a 90% full tank and a driver weight of 75 kg. Optional equipment may affect the weight of the vehicle, the payload and the top speed if the selected equipment has an impact on the vehicle's aerodynamics.  
<sup>2</sup> The actual total weight of the trailer must not exceed the maximum permitted trailer load, taking into account the maximum tow bar download.  
<sup>3</sup> Performance data of petrol engines apply to vehicles using RON 98 fuel. Fuel consumption data apply to vehicles using reference fuels in accordance with EU Regulation 2007/715. Unleaded RON 91 and higher with a maximum ethanol content of 10% (E10) may also be used. BMW recommends RON 95 super unleaded petrol.  
<sup>4</sup> Official data for fuel consumption and CO<sub>2</sub> emissions was determined in accordance with the prescribed measuring procedure and corresponds to European Regulation (EC) 715/2007 in the applicable version. For ranges, data determined as per WLTP takes into account any optional equipment (available on the German market in this case). For vehicles that have been newly type approved since 1 January 2021, only the official data according to WLTP exists. For more information about NEDC and WLTP measuring procedures visit [www.bmw.com/wltp](http://www.bmw.com/wltp)  
<sup>5</sup> Electronically limited.  
<sup>6</sup> Depending on the environmental conditions, a temporary peak performance is provided, which can be approx. 10% higher than the rated output. Peak performance duration increases with decreasing ambient temperature (at +25°C approx. 5 s, at -20°C approx. 40 s).





## ALL BMW MODELS IN ONE APP.

DOWNLOAD THE **BMW Products** APP NOW AND  
DISCOVER THE PLEASURE OF DRIVING.

### **BMW M135i xDrive:**

M TwinPower Turbo 4-cylinder petrol engine, 225 kW (306 hp), 19" M light alloy wheels V-spoke style 557 M Cerium Grey matt, gloss-lathed, exterior colour in M Misano Blue Metallic, M Sport seats in Trigon/Alcantara Black fabric, Illuminated Boston interior trim.

The models illustrated in this medium show the equipment and configuration options (standard and optional) for vehicles produced by BMW AG for the German market. Alterations in standard and optional equipment and the configurations available for the different models, as described in this medium, may occur after 03/19/2021, the editorial deadline for this app, or according to the specific requirements of other member states of the European Union. Your local BMW Partner is available to provide further details. Subject to change in design and equipment.

Of course, each vehicle is designed for economical recycling after its long-running life. You can find more information regarding your end-of-life vehicle on our website [www.bmw.de/recycling](http://www.bmw.de/recycling)  
© BMW AG, Munich, Germany. Not to be reproduced wholly or in part without prior written permission of BMW AG, Munich.